

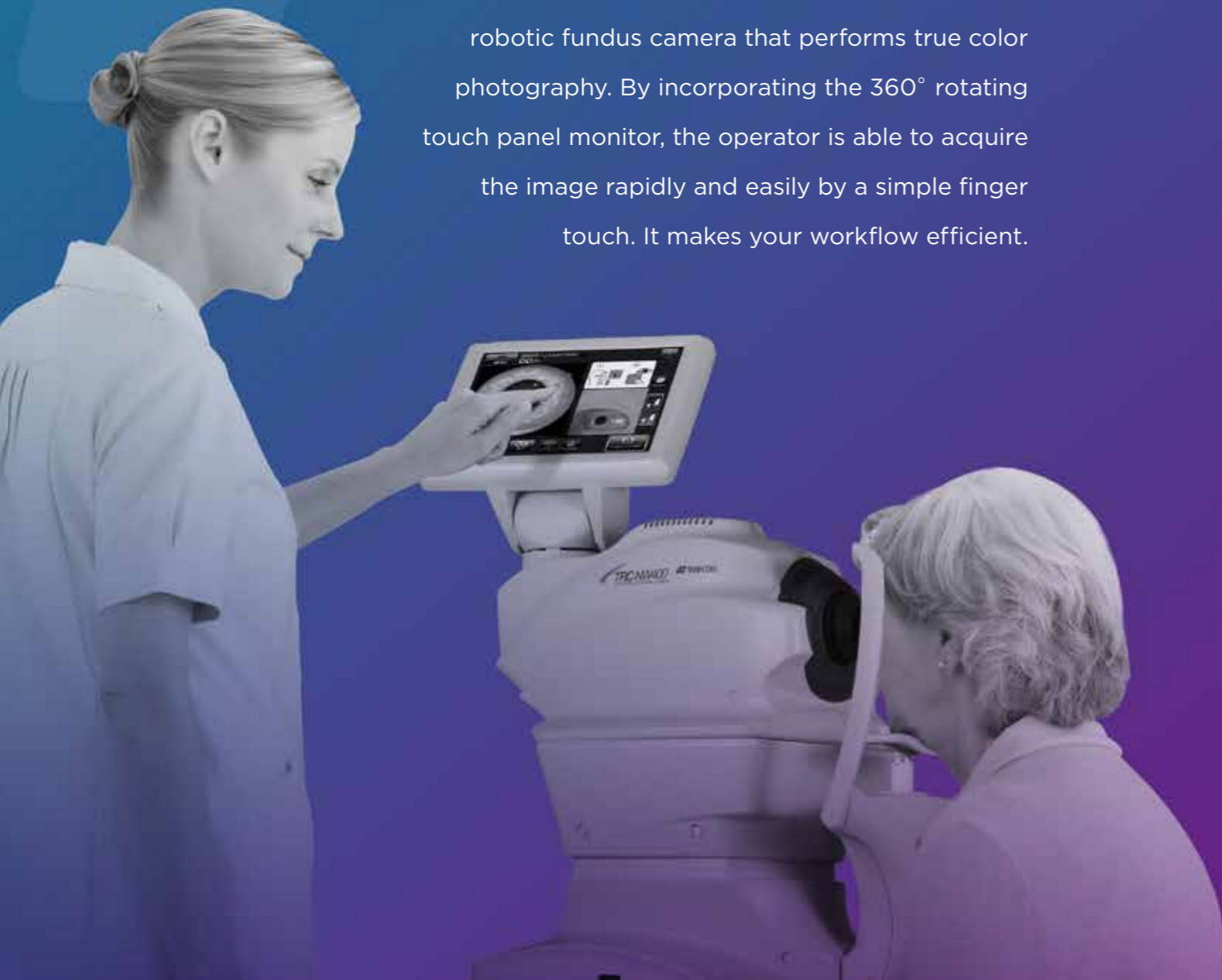
# TRC-NW400

Non-Mydriatic Retinal Camera



# Fully Automated True Color Fundus Camera TRC-NW400

The TRC-NW400 is an automated and robotic fundus camera that performs true color photography. By incorporating the 360° rotating touch panel monitor, the operator is able to acquire the image rapidly and easily by a simple finger touch. It makes your workflow efficient.



## Overview



**Robotic  
Fundus Camera**



**Clear** Color Fundus Image,  
5MP Image Sensor



**Rapid and Simple  
Capture** by Single touch



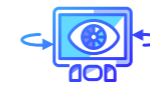
Small Footprint. **Space Saving**



**Small Pupil Photography**  
with  $\phi 3.3\text{mm}$  or more



**Quick Stereo  
Photography**



**Full 360° rotating monitor**  
allows operator to  
optimize distance from patient



**Variety of Connectivity  
Options**



**Connect with your EMR** to  
create patient worklists conveniently  
in one centralized place

## Image Samples

1. Healthy Eye
2. Healthy Eye
3. High Myopia & Glaucoma Suspect
4. Epiretinal Membrane

Image courtesy:  
New York Eye and Ear Infirmary of Mount  
Sinai NYC



# High Quality Image Meets Ease of Use



## Fully Automatic Mode

In full auto mode, Alignment, Focusing, Shooting and movement between the right eye and left eye are operated automatically. The operator can use with minimum training. The operator simply touches the screen to select a mode, touches the center of the pupil and presses "Capture START".

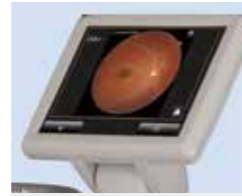
The TRC-NW400 provides consistent results regardless of operator experience.



Register patient



Adjust the chinrest position and touch [Capture START]



Result instantly available

## Manual Operation Mode

In manual mode, the operator can drive the camera using the touch screen as if via the Control lever. This is particularly useful in cases when an operator would like to shoot a specific area of the fundus. In manual mode, all movements of the camera are adjusted by finger touch. Illumination level, flash intensity, diopter adjustment and fixation targets can also be manually regulated.



Register patient



Adjust the chinrest position and touch [Capture START]



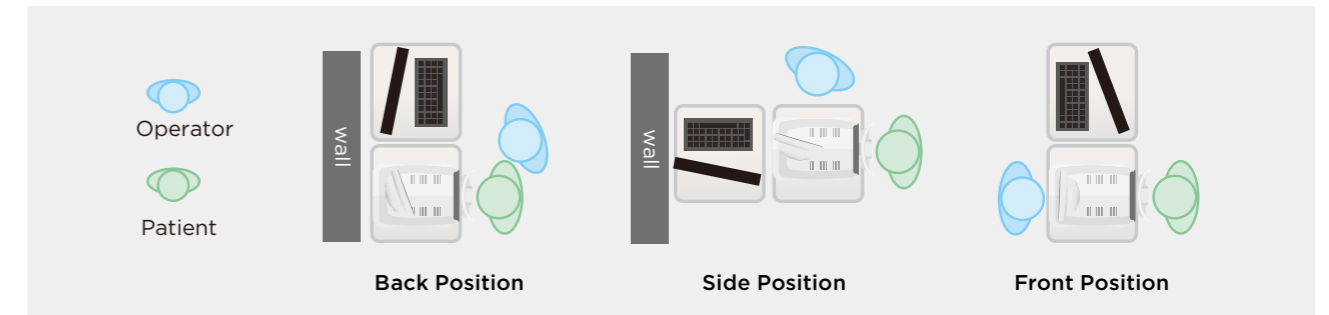
Stop the auto process and adjust in "Manual" mode



Result instantly available

## Space Saving

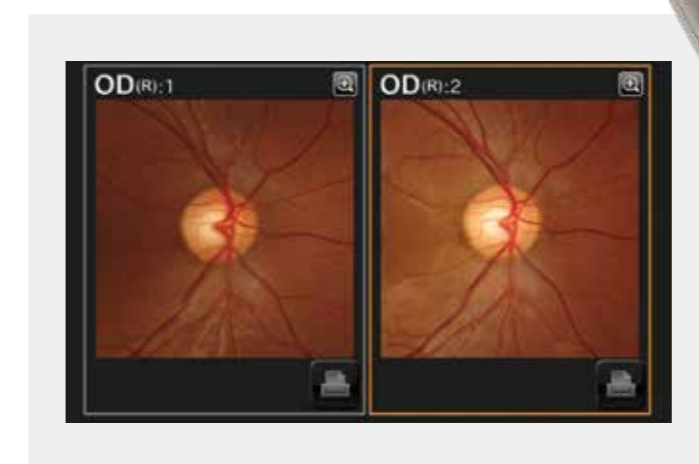
The TRC-NW400 incorporates a rotating touch panel monitor that allows the operation of the instrument from virtually any angle. This feature lets the operator be in front, behind or at either side of the patient, optimizing space saving. The TRC-NW400 can comfortably be operated when located against a wall or in a corner.



## Stereo Photography\*

In Stereo photography mode, the alignment for a stereo pair is performed automatically. Following the prompts on screen a stereo pair for stereo viewing can be quickly and easily acquired.

\* Stereo viewer software is not incorporated.





# Rich Features

## Internal Fixation Target Operation

The Traditional 3 fixation targets (Disc, Center and Macula) as well as the 9 fixation target for peripheral photography are incorporated.

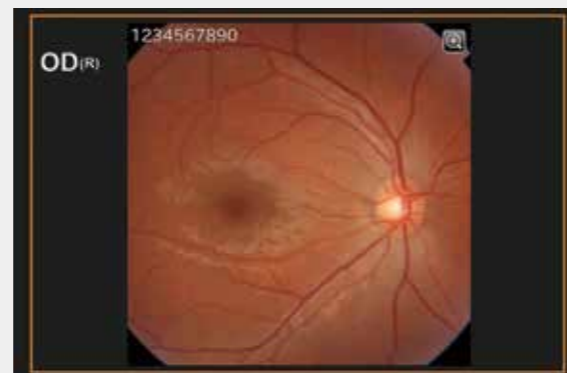


## Small Pupil Photography & Zoom Function

The TRC-NW400 enables the user to acquire retinal images with pupils  $\Phi 3.3\text{mm}$  or more, assisting functions as small pupil aperture, digital zooming function and overlaid mask.

When the "small pupil mode" is selected, the camera will automatically adjust for small pupils\*.

\*Details depend on setting



Anterior Image  
Courtesy: New York Eye and Ear Infirmary of Mount Sinai NYC

## Anterior Photography

Anterior photography function allows for quick documentation of external conditions of the eye surface and cornea.

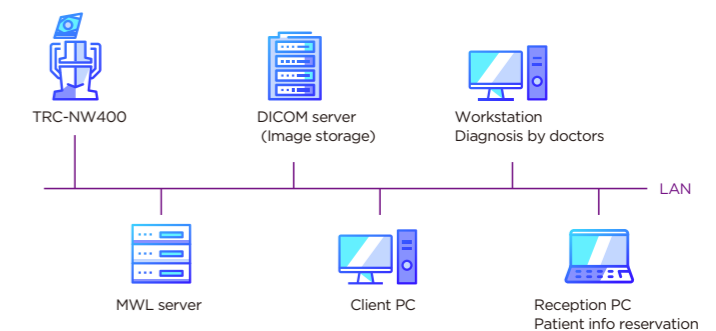
## Low Flash

For patient comfort and compliance, a low 4.0Ws flash intensity is normally utilized, producing excellent images with low flash and reducing patient's discomfort.

# Connectivity

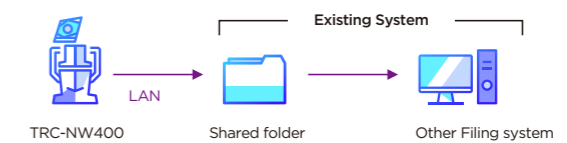
## Direct DICOM

The TRC-NW400 is DICOM compliant, making it easy to integrate within PACS and EMR programs.



## Shared Folder

The TRC-NW400 can save images into a shared folder on a network. By using a shared folder, the third party's system can retrieve the images from the TRC-NW400 and save them into their system.



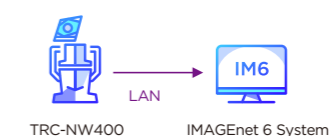
## Ez Capture

The TRC-NW400 includes EZ Capture as a standard software.



## IMAGEnet 6

The TRC-NW400 can save a digital image to IMAGEnet 6, ophthalmic data system. IMAGEnet 6 is an optional software.



## Direct Storage

Direct Storage is the simplest configuration and does not require an external PC. Convenient for mobile stations or when a network is not used.



# Specification of TRC-NW400

## Observation & photography of the fundus

Angle of coverage	45°/30° (digital zoom)
Working distance	34.8mm (in fundus photography)
Pupil diameter for photography	φ 4.0mm or more Small pupil diameter: φ 3.3mm or more

### Fixation target

#### Internal fixation target:

- Dot matrix type organic ELD display
- The display position can be changed and adjusted.
- The displaying method can be changed.

#### Peripheral fixation target:

- This is displayed according to the internal fixation target displayed position.

#### External fixation target

## Patient Diopter Correction Range

Without the diopter compensation lens	-13D to +12D
When the concave compensation lens is used	-33D to -12D
When the convex compensation lens is used	+11D to +40D

## Power Source

Source Voltage	AC100-240V
Power Input	120VA
Frequency	50-60Hz

## Dimensions and Weight

Dimensions	272 - 383mm (W) × 464 - 660mm (D) × 512 - 700mm (H)
Weight	18kg

## Tablet Control



The breath shield\* is not part of the product configuration of TRC-NW400

\*Please check with your local distributor for availability in your country.

## Optional Accessory



External fixation target

EF-2



## TOPCON CORPORATION

75-1 Hasunuma-cho, Itabashi-ku, Tokyo 174-8580, JAPAN. Phone: +81-(0)3-3558-2522/2502 Fax: +81-(0)3-3965-6898 www.topcon.co.jp

### TOPCON MEDICAL SYSTEMS, INC.

111 Bauer Drive, Oakland, NJ 07436, U.S.A.  
Phone: +1-201-599-5100  
Fax: +1-201-599-5250  
www.topconhealthcare.com

### TOPCON CANADA INC.

110 Provencher Avenue, Boisbriand, QC J7G 1N1 CANADA  
Phone: +1-450-430-7771  
Fax: +1-450-430-6457  
www.topcon.ca

### TOPCON HEALTHCARE SOLUTIONS, INC.

111 Bauer Drive, Oakland, NJ 07436, U.S.A.  
Phone: 1-201-599-5100  
Fax: 1-201-599-5250  
www.topconhealthcare.com

### TOPCON HEALTHCARE SOLUTIONS ASIA PACIFIC PTE. LTD.

1 Jalan Kilang Timor, #09-01 Pacific Tech Centre, SINGAPORE 159303  
Phone: +65-68720606  
E-mail: medical\_sales@topcon.com.sg  
www.topcon.com.sg

### TOPCON HEALTHCARE SOLUTIONS EMEA OY

HQ & Product Development Saaristonkatu 23 90100 Oulu, Finland  
Phone: +358 20 734 8190  
www.topconhealth.eu

### TOPCON HEALTHCARE SOLUTIONS AUSTRALIA PTY LTD

14 Park Way, Mawson Lakes, South Australia, 5095, Australia  
Phone: +61-8-8203-3306  
Email: au.info@topcon.com  
www.topconhealth.com.au

### TOPCON EUROPE MEDICAL B.V.

Essebaan 11, 2908 LJ Capelle a/d IJssel, P.O.Box 145, 2900 AC Capelle a/d IJssel, THE NETHERLANDS  
Phone: +31-(0)10-4585077  
Fax: +31-(0)10-4585045  
E-mail: medical@topcon.com  
www.topconhealthcare.eu

### TOPCON ITALY

Viale dell'Industria 60, 20037 Paderno Dugnano, (Milano), ITALY  
Phone: +39-02-9186671  
Fax: +39-02-91081091  
E-mail: info@topcon.it  
www.topcon-medical.it

### TOPCON DANMARK

Praestemærksvej 25, 4000 Roskilde, DANMARK  
Phone: +45-46-327500  
Fax: +45-46-327555  
E-mail: info@topcon.dk  
www.topcon-medical.dk

### TOPCON IRELAND MEDICAL

Unit 292, Block G, Blanchardstown, Corporate Park 2 Ballycoolin Dublin 15, D15 DX58, IRELAND  
Phone: +353-12233280  
E-mail: medical.ie@topcon.com  
www.topcon-medical.ie

### TOPCON DEUTSCHLAND MEDICAL G.M.B.H.

Hanns-Martin-Schleyer Strasse 41, D-47877 Willich, GERMANY  
Phone: +49-(0)2154-8850  
Fax: +49-(0)2154-885177  
E-mail: info@topcon-medical.de  
www.topcon-medical.de

### TOPCON SCANDINAVIA A. B.

Neongatan 2, P.O.Box 25; 43151 Mölndal, SWEDEN  
Phone: +46-(0)31-7109200  
Fax: +46-(0)31-7109249  
E-mail: medical@topcon.se  
www.topcon-medical.se

### TOPCON ESPAÑA S.A.

Frederic Mompou, 4, 08960 Sant Just Desvern Barcelona, SPAIN  
Phone: +34-93-4734057  
Fax: +34-93-4733932  
E-mail: medica@topcon.es  
www.topcon-medical.es

### TOPCON (GREAT BRITAIN) MEDICAL LTD.

Topcon House, Kennet Side, Bone Lane, Newbury, Berkshire, RG14 5PX, UK  
Phone: +44-1635-551120  
Fax: +44-1635-551170  
E-mail: medical@topcon.co.uk  
www.topcon-medical.co.uk

### TOPCON FRANCE MEDICAL S.A.S.

1 rue des Vergers, Parc Swen, Bâtiment 2, 69760 Limonest, FRANCE  
Phone: +33-4-37581940  
Fax: +33-4-72238660  
E-mail: topconfrance@topcon.com  
www.topcon-medical.fr

### TOPCON POLSKA SP. Z. O. O.

ul. Warszawska 25, 42-470 Siewierz, POLAND  
Phone: +48-(0)32-6705045  
Fax: +48-(0)32-6713405  
E-mail: info@topcon-polska.pl  
www.topcon-medical.pl

### TOPCON SINGAPORE MEDICAL PTE. LTD.

100G Pasir Panjang Road, #05-05, Interlocal Centre, SINGAPORE 118523  
Phone: +65-68720606  
Fax: +65-67736150  
E-mail: med.sales.sg@topcon.com  
www.topcon.com.sg

### TOPCON INSTRUMENTS (MALAYSIA) SDN. BHD.

No.6, Jalan Pensyarah UI/28, Hicom Glenmarie Industrial Park, 40150 Shah Alam, Selangor, MALAYSIA  
Phone: +603 5022 3688  
Fax: +603 5031 3968  
Email: mys\_medical\_sales@topcon.com

### TOPCON INSTRUMENTS (THAILAND) CO., LTD.

Firth Steel Compound Goregaon (East) Krungthornburi Rd., Klongtongtai, Klongsarn, Bangkok 10600, THAILAND  
Phone: 662-4401152  
Fax: 662-4401158  
Email: tha\_medical@topcon.com

### MEHRA EYETECH PRIVATE LIMITED

801 B Wing, Lotus Corporate Park, Graham Firth Steel Compound Goregaon (East) Mumbai 400063 Maharashtra, INDIA  
Phone: +91-22-61285455  
www.mehraeyetech.in

### TOPCON (BEIJING) MEDICAL TECHNOLOGY CO., LTD.

Room 2808, Tower C, JinChangAn Building, No.82, Middle Section of East 4th Ring Road, Chaoyang District, Beijing 100124, P.R. CHINA  
Phone: +86-10-8794-5176

**IMPORTANT** In order to obtain the best results with this instrument, please be sure to review all user instructions prior to operation. Not available for sale in all countries. Please check with your local distributor for availability in your country.

**CAUTION** : Federal law restricts this device to sale by or on the order of a physician.

©Topcon Corporation | M000039G-4